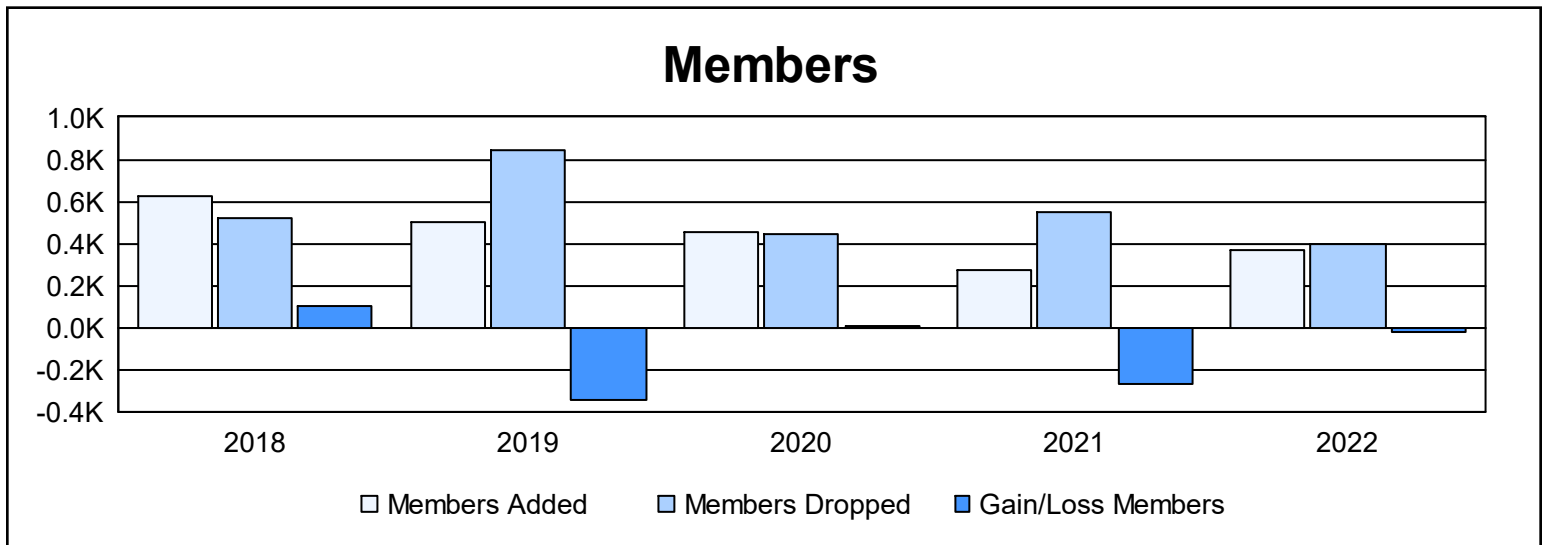
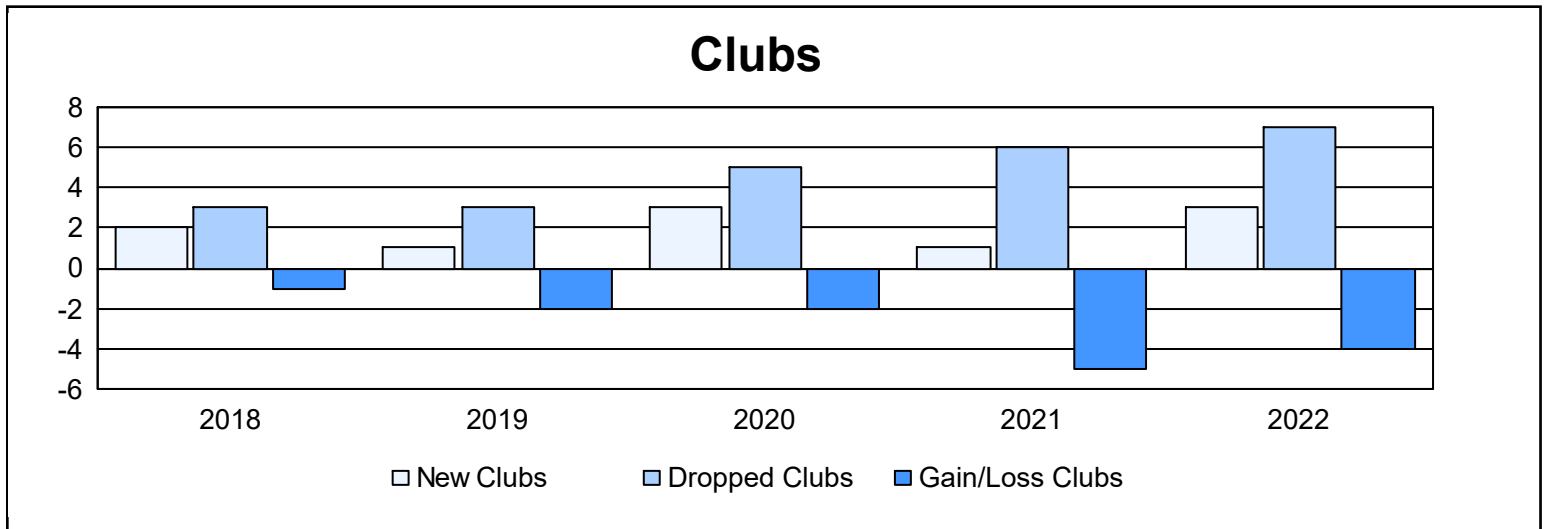
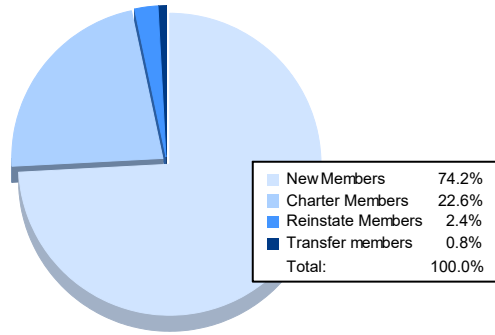


Year	New Clubs	Dropped Clubs	Gain/ Loss Clubs	New Members	Charter Members	Reinstate Members	Transfer Members	Total Member Added	Total Members Dropped	Gain/ Loss Members
2017-2018	2	3	-1	534	61	21	8	624	521	103
2018-2019	1	3	-2	397	55	34	11	497	846	-349
2019-2020	3	5	-2	322	98	25	6	451	447	4
2020-2021	1	6	-5	238	22	8	4	272	544	-272
2021-2022	3	7	-4	273	83	9	3	368	394	-26
<b>Average</b>	<b>2</b>	<b>5</b>	<b>-3</b>	<b>353</b>	<b>64</b>	<b>19</b>	<b>6</b>	<b>442</b>	<b>550</b>	<b>-108</b>



### Membership Composition June 2022 Cumulative



### Gender Composition June 2022 Cumulative

